

PDM8 with Fire Trip

MODELS :

PDM8-12Vdc


PDM8-24Vdc



TACTICAL

POWER PRODUCTS

© 2025 The contents of this manual are copyright and may not be reproduced without the written permission of Tactical Power Products Pty Ltd.



Installation Manual

General

The PDM8 modules are designed for **indoor use only**.

Tactical Power Products PDM8 features an integrated monitored fire trip input via 22K EOL resistor or non monitored via voltage trip, each of the eight outputs can be configured to remove power in the event of a fire trip or remain active via jumper switches. A common fault relay output to signal failure of any individual circuit. This output may be used to drive DVR alarm inputs, security alarm inputs / building management systems or a local sounder / strobe to inform personnel of equipment failure.

Available in either 12Vdc or 24VDC models, the use of PDM8 minimizes the likelihood of a total system shutdown in the event of a short circuit on any one single circuit run.

Featuring state-of-the-art Surface Mount Technology and 8 individual M205 1A fused protected circuits - each with an LED to indicate fuse status, Power status LED, the PDM8 is available with a variety of fuse ratings to suit your application - please specify 250mA, 500mA or 1A at time of order (1A supplied unless otherwise specified).

Installers should ensure that total system current draw does not exceed the rating of the connected power supply and fire trip relay (8A).

Most Tactical Power Supplies may be ordered "ready to install" with PDM module(s) wired & fitted in heavy-duty metal cabinets of various sizes - check with your supplier

Settings

FTEExt

This extension port can be used when using multiple modules connect FTEExt 1 & 2 to the input of the second PDM8, FT+ & FT- removing the need for multiple 22K EOL resistors.

Fire Trip Input

The fire trip input is marked FT+ and FT- This input can use a 22K EOL resistor or voltage to initiate the fire trip function. In either mode the 22K resistor is to be included in the circuit See J9 Trigger Selection

Jumper Settings

J1-8 Output

Each output is fitted with a 3 way jumper header marked J1-J8 which are located behind the corresponding output fuse.

Link Pins 1 & 2 output power will be removed on fire trip
Link Pins 2 & 3 output power will be maintained on fire trip

J9 Trigger Selection

Link pins 1 & 2 for a monitored EOL 22K input function
Link pins 2 & 3 for a voltage trigger input function, note 22K resistor must be installed across FT+ & FT-

J10 Voltage Selection

The voltage selection is factory set and dependant on the relay type installed 12V or 24V
Link pins 1& 2 for 12VDC operation
Link pins 2 & 3 for 24VDC operation

X3 Expansion Output

For use with four port fused expansion board.

LAYOUT


Settings Cont.

X4 Common Fault Relay

PM8 incorporates an onboard common fault relay (SPDT) which activates when any of the fuses fail NC,CO,NO, will also switch in fire trip mode when voltage is removed from output circuits.

Outputs

Output terminals 1-8 are fitted with 1A M205 fuses.



A	Output Terminals	B	Individual Circuit Fuses 1A M205
C	Circuit Status LEDs (green) under fuses (H1-H8)	D	X3 Expansion port
E	J1-8 power off or Maintained on Fire Trip	F	Spare Fuses 2 x 1A M205
G	Common Fault relay SPDT (NC-COM-NO)	H	J10 Input voltage selection 12VDC-24VDC Factory Set
I	J9 links selectable 22K EOL or Voltgae to trigger	J	DC supply OK green LED on when power is supplied
K	Fire Trip LED illuminates ??	L	Voltage Input model dependant 12VDC or 24VDC
M	Fire trip Input (FT+, FT-)	N	FText Fire Trip extension port
		*	DIN Rail Mounting

Specifications : (In the interests of product improvement, Tactical reserves the right to change specifications without notice)


	PDM8
Input Voltage	12VDC or 24VDC model dependant
No: of Outputs	8
LED's	DC Input / Fire Trip / Output Fuse Status / Common Fault Trip / K2 Relay
Dimensions	130 H x 75 W x D mm
Mounting	35mm DIN Rail Clips.
EOL	22k 1/4w
Relay Current	8A / 30VDC
Working Temperature	0 - 50° C



TPS13-5DC 13.5VDC 5A with battery charger



TIM-01- Universal timer 1 sec to 99 days
12VDC /24VDC operations



PDM5

Securing Your Power Needs[®]
Now and into the Future . . .

www.tacpower.com.au

