


Tactical Power Products- Australia's
Security Power Specialist

High Quality Security Products
Designed, Manufactured and
Supported in Australia

www.tacpower.com.au

PO Box 90 Kurrajong NSW 2758 Australia
Tel +61 1300822769 sales@tacpower.com.au



TP LARGE CABINET



TP LARGE-KIT DATA SHEET

Mounting Instructions

The TP-Large-Kit is supplied with the following hardware to mount tamper switches and TPS power module.

The TPS power module is mounted with 4 x M4 Pan Phillips screws and external tooth shake proof washers, Tamper switches with 4 x #4x5/8 self cutting Phillips screws, Strain relief 1 x black cable clamp for mains lead and White / black 450mm battery leads fitted with ring connectors.

Mounting the TPS power module

One M4 shakeproof washers MUST be located under each M4 x 6mm screws and are tightened down to ensure a proper earth bond is made between the TPS power module and the battery enclosure.

Final Checks

Test the earth bond with a multimeter between the earth pins of the mains lead connected to the TPS power module and the M4 x 6mm mounted screws. Zero ohms should be read on the meter. If not retighten screws

Mounting the tamper switches


Mount tamper switches before mounting wall mounting the cabinet.

Each tamper switches is mounted with 2 x #4 x 5/8 screws
Tamper switch 1 top switch is fitted with a small hump.

Tamper switch 2 bottom switch is fitted with longer bar.
Dependant on the mounting surface a small kink may be required to be made in the switch bar to ensure correct operation of the switch when mounted against a wall.

Strain Relief

Install the black cable clamp on the base of the enclosure where the mains leads exits and clamp down the pliers or clamp tool and insert the cable clamp into the mounting hole.



NB Pass power lead through hole in base before mounting to wall.

	Contents
A	4 x M4 x 6mm Pan Phillips screws
B	4 x M4 shakeproof external washers
C	4 x #4 x 5/8 Cutting screws-Tampers
D	Black mains cable strain relief clamp
E	White / Black 450mm battery leads
F	Camlock
G	2 X Tamper switches
*	Power module & PDM not supplied in kit

Dimension: 480W x 470H x 185D mm
Material: 1.5mm steel zinc plated
Colour: APO Grey
Weight: 4.8Kgs



TPS12-10DC

12VDC 10A Power Supply & 13.8VDC 1.4A Battery Charger



TPS13-5DC

13.5VDC 5 A Power Supply & 13.8VDC 1.4A Battery Charger




TIM-01

Universal Digital Timer



© 2016 The contents of this manual are copyright and may not be reproduced without permission of - Tactical Power Products Pty Limited.



PDM8

8Way Power Distribution with EOL Fire Trip



www.tacpower.com.au or ask your Tactical distributor for details