

13.5Vdc 5A Series



Eco Range

MODELS:

TPS13-5DC

SECURITY POWER SUPPLIES



TPS13-5DC, TP Small Kit & PDM5 above

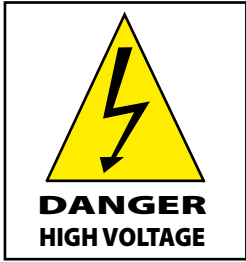


Installation Manual



© 2018 The contents of this manual are copyright and may not be reproduced without the written permission of Tactical Power Products Pty Ltd.

CAUTION



Dangerous internal voltages exceeding 400 Volts - **DO NOT REMOVE COVERS!**

Equipment must be installed & serviced by suitably qualified service personnel in a restricted access area.

Dangerous Voltages Inside!

Do not remove covers

No user serviceable parts inside

General



These power supplies are part of the Tactical ECO Range and are designed for **ITE** and **indoor use only**.

TPS13-5DC models are high performance, extremely low noise, Dual Channel Switch Mode power supplies offering 13.5Vdc at 5A continuous.

When operating from mains, these models provide an output of 13.5Vdc (to power connected equipment) and are configured with a separate 13.8Vdc battery charging channel. Available battery charge current is 1.4A @ 13.8Vdc (total supply output current 6.4A)

Output short-circuit and overload protection are provided . Removal of the fault / short circuit condition will return the power supply to normal operation (Auto-Reset).

Model Variants

The TPS13-5DC ships as a single power module, additional enclosures are available to accomodate power module, power distribution module and SLA battery. Models listed below

TPS13-5DC	Single 5A Output + 1.4A battery charger, supply only - no cabinet (225L x 120W x 60H)
TP-SMALL KIT	Small steel enclosure (250W x 310H x 100D mm) will house 12V 7AH SLA Battery and 1 PDM
TP-MEDIUM KIT	Medium steel enclosure (340W x 436H x 145D mm) will house 12V 17AH SLA Battery and 2 PDM
TP-LARGE KIT	Large steel enclosure (480W x 470H x 185D mm) will house 12V 55AH SLA Battery and 4 PDM

All enclosures are supplied with mounting hardware, tamper switches and battery leads.

Connection


Single Output Models	Multiple Output Models
10-way removable terminal block provides the following: (See over the page for a layout)	13.5Vdc Output is via individually fused outputs (10 way)
* 13.5Vdc Output	10-way removable terminal block provides the following: (See over the page for a layout)
* 13.8Vdc Output for SLA (Sealed Lead Acid) Batteries	* 13.8Vdc Output for SLA (Sealed Lead Acid) Batteries
* AC OK Relay Output (Relay is NC when mains is OK)	* AC OK Relay Output (Relay is NC when mains is OK)
* Battery Fault / Low Battery Relay Output (SPDT)	* Battery Fault / Low Battery Relay Output (SPDT)
(This relay is NO when Battery is OK, going NC when Battery voltage drops below approx. 10.5V during AC Fail)	(This relay is NO when Battery is OK, going NC when Battery voltage drops below approx. 10.5V during AC Fail)

Caution when handling batteries:

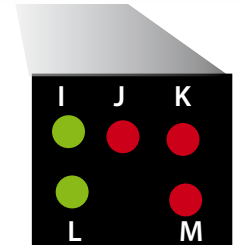
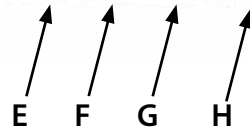
Exercise care when terminating and connecting batteries. Mishandling or short circuit of SLA batteries can cause severe damage and fire.

LAYOUT

Multi-Output Models
(e.g. TPS13-5DC+CAB+PDM5)



TPS13-5DC Module Front Face



A	Output Terminals (Multi Output models only)	B	PDM Input (Multi Output models only)
C	Individual Circuit Status LEDs (Multi Output Models)	D	Individual Circuit Fuses (Multi Output models only)
E	AC Mains OK Output (NO / COM / NC)	F	Battery Low / Fault Output (NO / COM / NC)
G	- Battery + (Connect Sealed Lead Acid Battery)	H	- Output 13.5Vdc + (Connect to load or PDM)
I	Not used in this model	J	Battery Test Fail LED (Red ON = Fail)
K	Battery Fuse Fail LED (Red ON = Fail)	L	AC Mains OK LED (Green ON = OK)
M	Reverse Battery LED (Red ON = Fail)	N	240V IEC Mains Socket
O	Compliance / Date of Manufacture Label	~	



13.5Vdc 5A Series



Specifications :

(In the interests of product improvement, Tactical reserves the right to change specifications without notice)

Eco Range®	5DC	5DC+ TTSmall Cab	5DC+TTSmall Cab + PDM5-500	5DC+TTMedium Cab	5DC+TTMedium Cab +PDM5-500
Output Voltage	13.5 Vdc				
Output Current	5A Continuous				
Output Channels	1	1	10	1	10
Output per Channel	5A	5A	500mA	5A	500mA
Input Voltage	240V ac (+6% / -10%) 50Hz				
Input Current	0.8A @ full load				
Input In-Rush Current	<20A (25 ⁰ C cold start up)				
Battery Charger	13.8Vdc / 1.4A (Max)				
Low Battery Indicator	1 x SPDT relay & Red LED				
AC Input Indicator	1 x SPDT Relay & Green LED				
Weight (Approx)	1.2Kg	4Kg		6Kg	
Dimensions (mm)	226L x 123W x 60H	250W x 310H x 100D		340W x 436H x 145D	
Overload Protection	Hysteretic thermal shutdown with automatic fault recovery				
Load Regulation	< 1% from open to full load				
Line Regulation	< 0.2%				
Output Ripple	25mV p-p @ full load (Typical)				
Working Temperature	0 - 50 ⁰ C WITHOUT DERATING				
Revision	D				
Safety Approval	Safety Standard AS NZS 60950:1:2015 Certificate of Approval ASA-194020-EA				
EMC Standards	AS/NZS CISPR 11:2004 (Class B Conducted and Radiated)				



www.tacpower.com.au

Securing Your Power Needs®
Now and into the Future...



Tel: 1300-822-769

PO Box 90 Kurrajong NSW 2758

sales@tacpower.com.au