

# 12Vdc 5A Series




## Eco Range

MODELS:

TPS12-5DC

SECURITY POWER SUPPLIES



TPS12-5DC, TP-Small Kit & PDM5-1A




# Installation Manual



© 2018 The contents of this manual are copyright and may not be reproduced without the written permission of Tactical Power Products Pty Ltd.

# CAUTION



Dangerous internal voltages exceeding 400 Volts - **DO NOT REMOVE COVERS !**

Equipment must be installed & serviced by suitably qualified service personnel in a restricted access area.

*Dangerous Voltages Inside !*

*Do not remove covers*

*No user serviceable parts inside*

## General

These power supplies are part of the Tactical ECO Range and are designed for **indoor use only**.



TPS12-5DC models are high performance, extremely low noise, Dual Channel Switch Mode power supplies offering 12Vdc at 5A continuous.

When operating from mains, these models provide an output of 12Vdc ( to power connected equipment) and are configured with a separate 13.8Vdc battery charging channel. Available battery charge current is 1.4A @ 13.8Vdc (total supply output current 6.4A )

Output short-circuit and overload protection are provided . Removal of the fault / short circuit condition will return the power supply to normal operation ( Auto-Reset ).

## Model Variants

The TPS12-5DC ships as a single power module, additional enclosures are available to accomodate power module, power distribution module and SLA battery. Models listed below

### TPS12-5DC

Single 5A Output + 1.4A battery charger, supply only - no cabinet (225L x 120W x 60H )

### TPS-MEDIUM KIT

Medium steel enclosure ( 340W x 436H x 145D mm ) will house 12V 17AH SLA Battery and 2 PDM

### TPS-LARGE KIT

Large steel enclosure ( 480W x 470H x 185D mm ) will house 12V 55AH SLA Battery and 4 PDM

All enclosures are supplied with mounitng hardware, tamper switches and battery leads.

## Connection



Single Output Models	Multiple Output Models
10-way removable terminal block provides the following: ( See over the page for a layout )  * 12Vdc Output * 13.8Vdc Output for SLA (Sealed Lead Acid) Batteries * AC OK Relay Output ( <b>Relay is NC when mains is OK</b> ) * Battery Fault / Low Battery Relay Output ( SPDT ) <b>(This relay is NO when Battery is OK, going NC when Battery voltage drops below approx. 10.5V during AC Fail)</b>	12Vdc Output is via individually fused outputs ( 10 way )  10-way removable terminal block provides the following: ( See over the page for a layout ) * 13.8Vdc Output for SLA (Sealed Lead Acid) Batteries * AC OK Relay Output ( <b>Relay is NC when mains is OK</b> ) * Battery Fault / Low Battery Relay Output ( SPDT ) <b>(This relay is NO when Battery is OK, going NC when Battery voltage drops below approx. 10.5V during AC Fail)</b>

### Caution when handling batteries:

Exercise care when terminating and connecting batteries. Mishandling or short circuit of SLA batteries can cause severe damage and fire.

# LAYOUT

Multi-Output Models  
(e.g. TPS12-5DC+CAB+PDM5)



<b>A</b>	Output Terminals ( Multi Output models only )	<b>B</b>	PDM Input ( Multi Output models only )
<b>C</b>	Individual Circuit Status LEDs ( Multi Output Models )	<b>D</b>	Individual Circuit Fuses ( Multi Output models only )
<b>E</b>	AC Mains OK Output ( NO / COM / NC )	<b>F</b>	Battery Low / Fault Output ( NO / COM / NC )
<b>G</b>	- Battery + (Connect Sealed Lead Acid Battery)	<b>H</b>	- Output 13.5Vdc + ( Connect to load or PDM )
<b>I</b>	Not used in this model	<b>J</b>	Battery Test Fail LED ( Red ON = Fail )
<b>K</b>	Battery Fuse Fail LED ( Red ON = Fail )	<b>L</b>	AC Mains OK LED ( Green ON = OK )
<b>M</b>	Reverse Battery LED ( Red ON = Fail )	<b>N</b>	240V IEC Mains Socket
<b>O</b>	Compliance / Date of Manufacture Label	<b>~</b>	



# 12Vdc 5A Series



## Specifications :

( In the interests of product improvement, Tactical reserves the right to change specifications without notice)

Eco Range®	5DC	5DC+ TTSmall Cab	5DC+TTSmall Cab + PDM5-500	5DC+TTMedium Cab	5DC+TTMedium Cab +PDM5-500
Output Voltage	12 Vdc				
Output Current	5A Continuous				
Output Channels	1	1	10	1	10
Output per Channel	5A	5A	500mA	5A	500mA
Input Voltage	240V ac ( +6% / -10% ) 50Hz				
Input Current	0.8A @ full load				
Input In-Rush Current	<20A ( 25 <sup>0</sup> C cold start up )				
Battery Charger	13.8Vdc / 1.4A (Max)				
Low Battery Indicator	1 x SPDT relay & Red LED				
AC Input Indicator	1 x SPDT Relay & Green LED				
Weight (Approx)	1.2Kg	4Kg		6Kg	
Dimensions (mm)	226L x 123W x 60H	250W x 310H x 100D		340W x 436H x 145D	
Overload Protection	Hysteretic thermal shutdown with automatic fault recovery				
Load Regulation	< 1% from open to full load				
Line Regulation	< 0.2%				
Output Ripple	25mV p-p @ full load (Typical)				
Working Temperature	0 - 50 <sup>0</sup> C WITHOUT DERATING				
Revision	D				
Safety Standards	Safety Standard AS NZS 60950:1:2015 Certificate of Approval ASA-194020-EA				
EMC Standards	AS/NZS CISPR 11:2004 ( Class B Conducted and Radiated )				



[www.tacpower.com.au](http://www.tacpower.com.au)

Securing Your Power Needs®  
Now and into the Future...



Tel: 1300-822-769

PO Box 90 Kurrajong NSW 2758

[sales@tacpower.com.au](mailto:sales@tacpower.com.au)